



Proposed 2022-2026 Capital Improvements Program



Presentation Goals

Discuss the overarching trends in the proposed CIP

Review the CIP Fund cash flow projections & financial forecast

Highlight how the proposed CIP ties to City Council priorities

Highlight uncertainties in the proposed program

Discuss the City's current and projected debt

Overview projects and equipment programmed for 2022



Proposed CIP Development

Start of Process in July

Discuss trends and priorities with City Council

Consideration of Identified Priorities

City Council Priorities

Existing Plans

Input from Advisory Boards & Commissions

Infrastructure Evaluation Studies

Condition of Existing Infrastructure & Equipment

Citizen Concerns Raised with City



CIP Approval Process

October

Present & discuss proposed CIP

November

Follow-up as needed on discussion items

December

Adoption



Trends in the CIP

Not as financially constrained as in last few years

- 2022 income tax projected to be 7.6% above 2021 estimates
 - Remaining four years projected to increase by 2.5%

Investments focused on maintaining existing infrastructure

- New/expanded demands identified (water lines, HVAC, fire apparatus)

Equipment purchases impacted by supply chain issues

- Price increases anticipated; fire equipment deliveries delayed



Trends in the CIP

Debt levels are increasing

- Using balance in the General Bond Retirement Fund and 2021 bond premium to pay the interest on outstanding debt, thus significantly lowering CIP funds used for debt payments in this five-year window
- Additional \$6 million in debt above amount planned in current CIP for years 2022-2025
- \$11.9 million in new debt in this five-year window
- Next time significant debt drops off is 2031

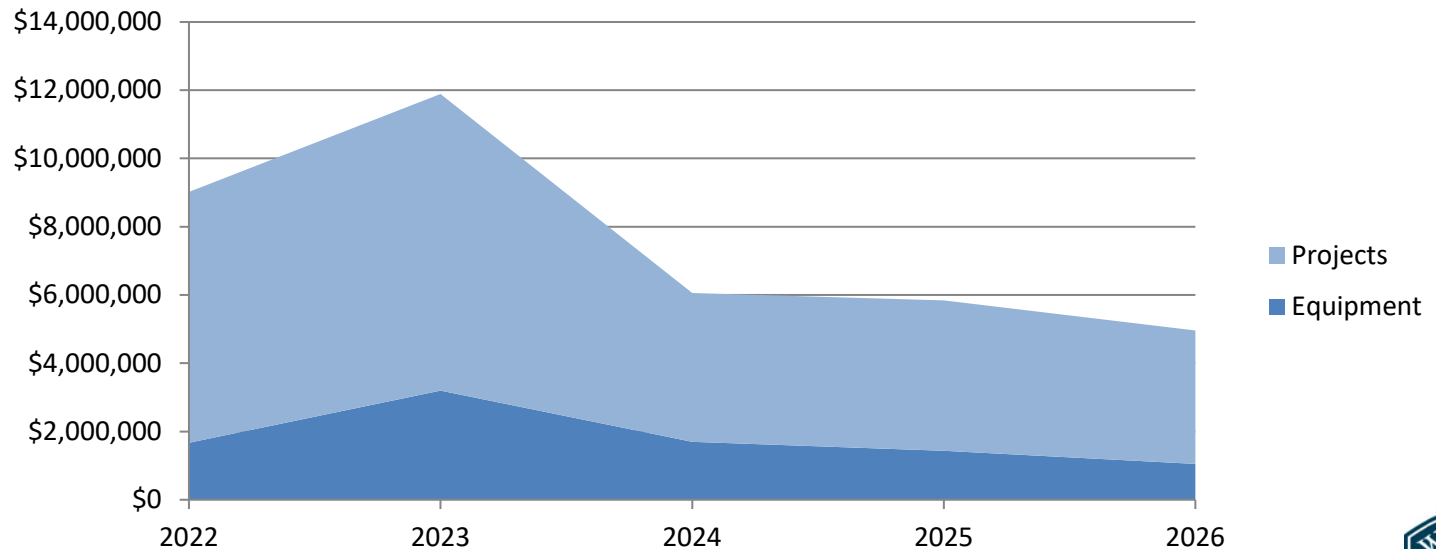
Proposing to use City's ARPA allocation for Park Overlook water line, reducing proposed debt by \$1.4 million



Overview of Proposed CIP

	<u>2022</u>	<u>2023</u>	<u>2024</u>	<u>2025</u>	<u>2026</u>	<u>Total</u>
Projects	\$7,334,250	\$8,697,200	\$4,368,500	\$4,405,250	\$3,910,700	\$28,725,900
Equipment	\$1,672,700	\$3,194,200	\$1,692,600	\$1,431,500	\$1,048,000	\$9,039,000
Total	\$9,016,950	\$11,891,400	\$6,001,100	\$5,836,750	\$4,958,700	\$37,764,900

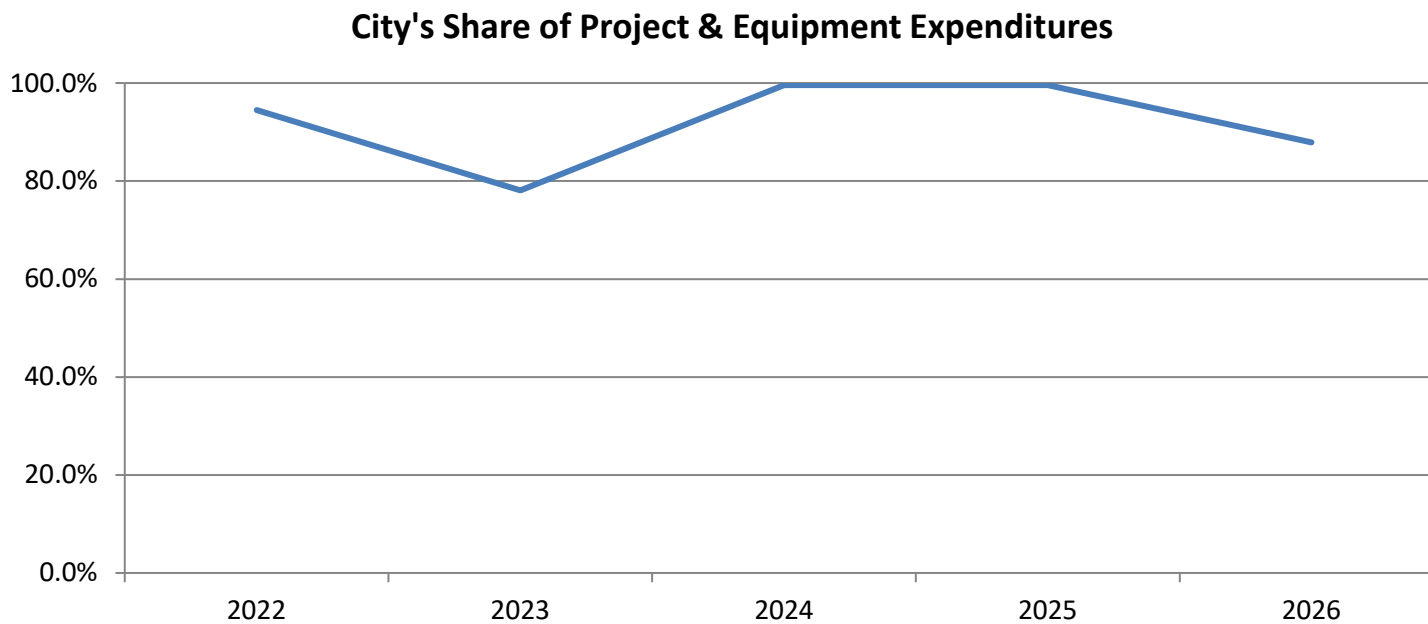
**Proposed 2022-2026 CIP
Project & Equipment Expenditures**





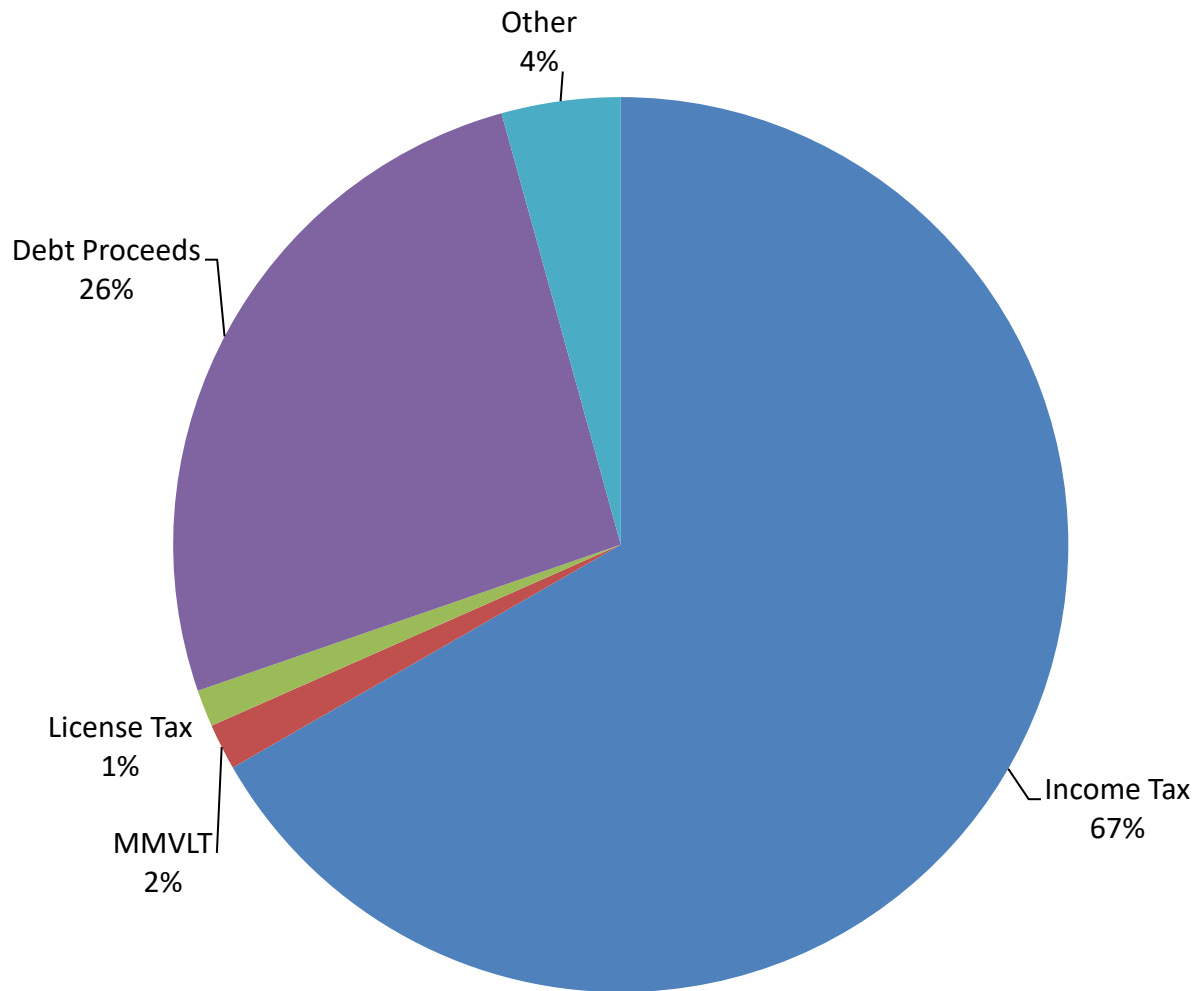
City's Share of Proposed CIP

	<u>2022</u>	<u>2023</u>	<u>2024</u>	<u>2025</u>	<u>2026</u>	<u>Total</u>
Total Cost	\$9,016,950	\$11,891,400	\$6,061,100	\$5,836,750	\$4,958,700	\$37,764,900
City Sources	\$8,518,950	\$9,287,200	\$6,036,100	\$5,811,750	\$4,358,700	\$34,012,700
% City Share	94.5%	78.1%	99.6%	99.6%	87.9%	90.1%





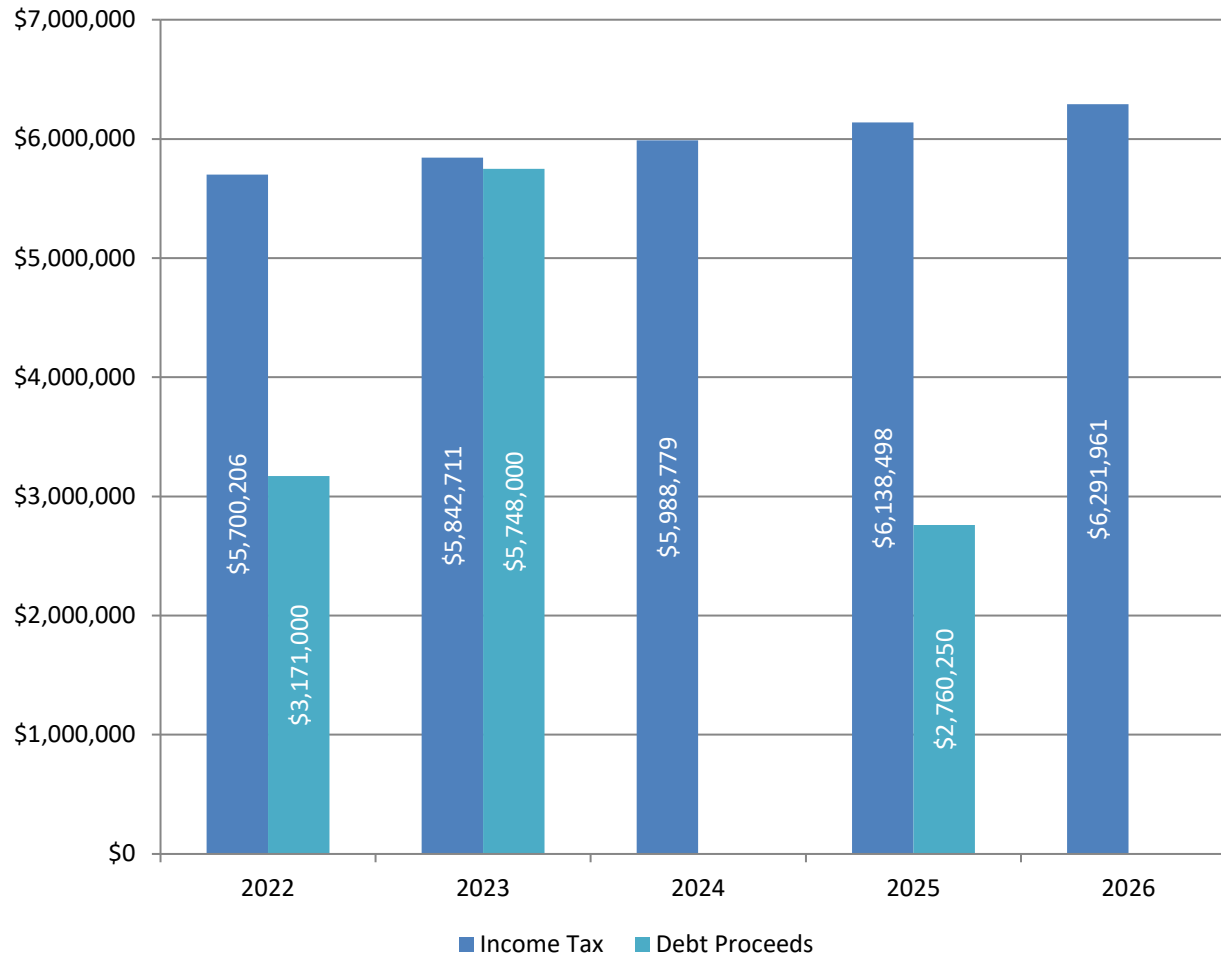
CIP Revenue Sources





CIP Revenue Sources

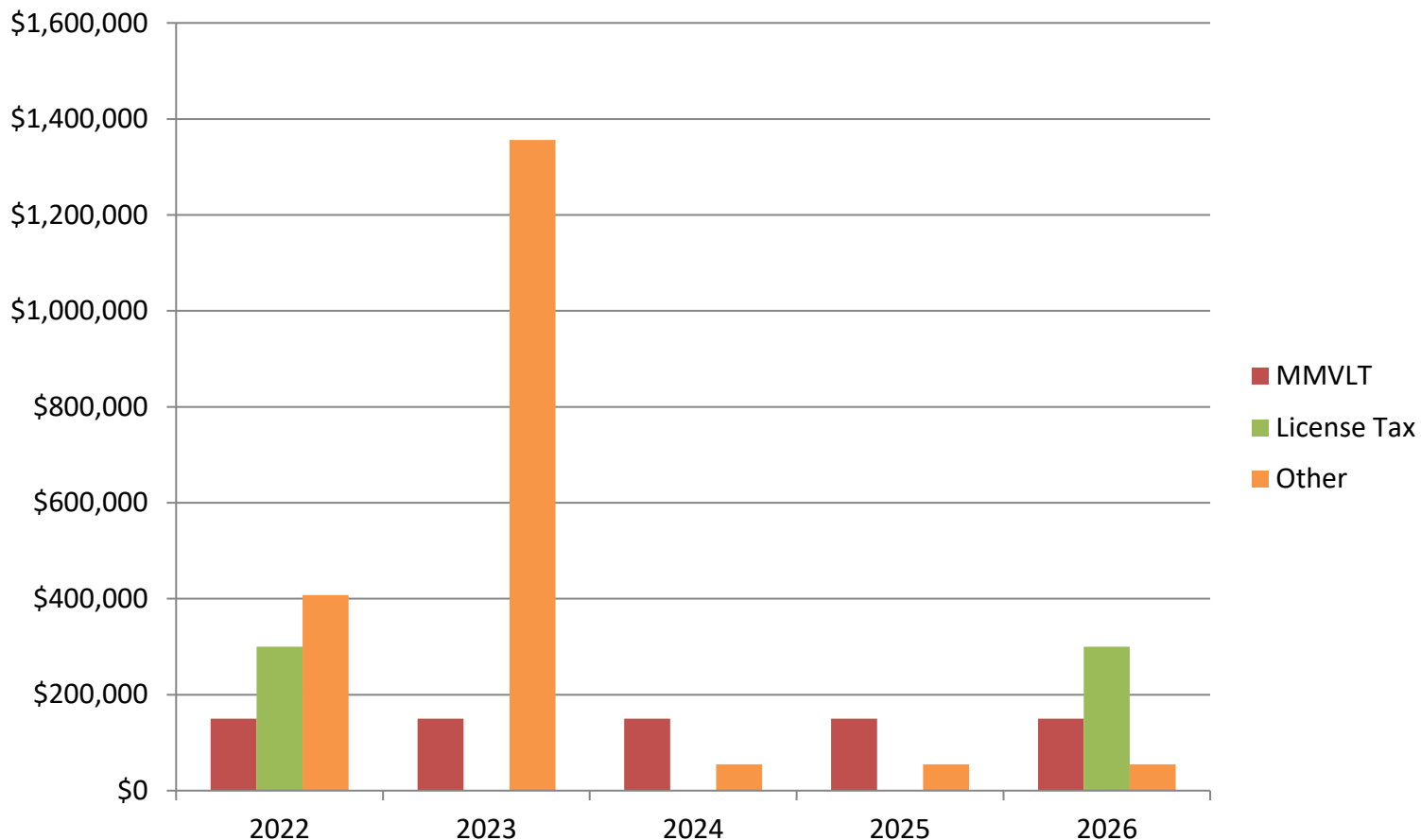
CIP Fund - Major Revenue Sources





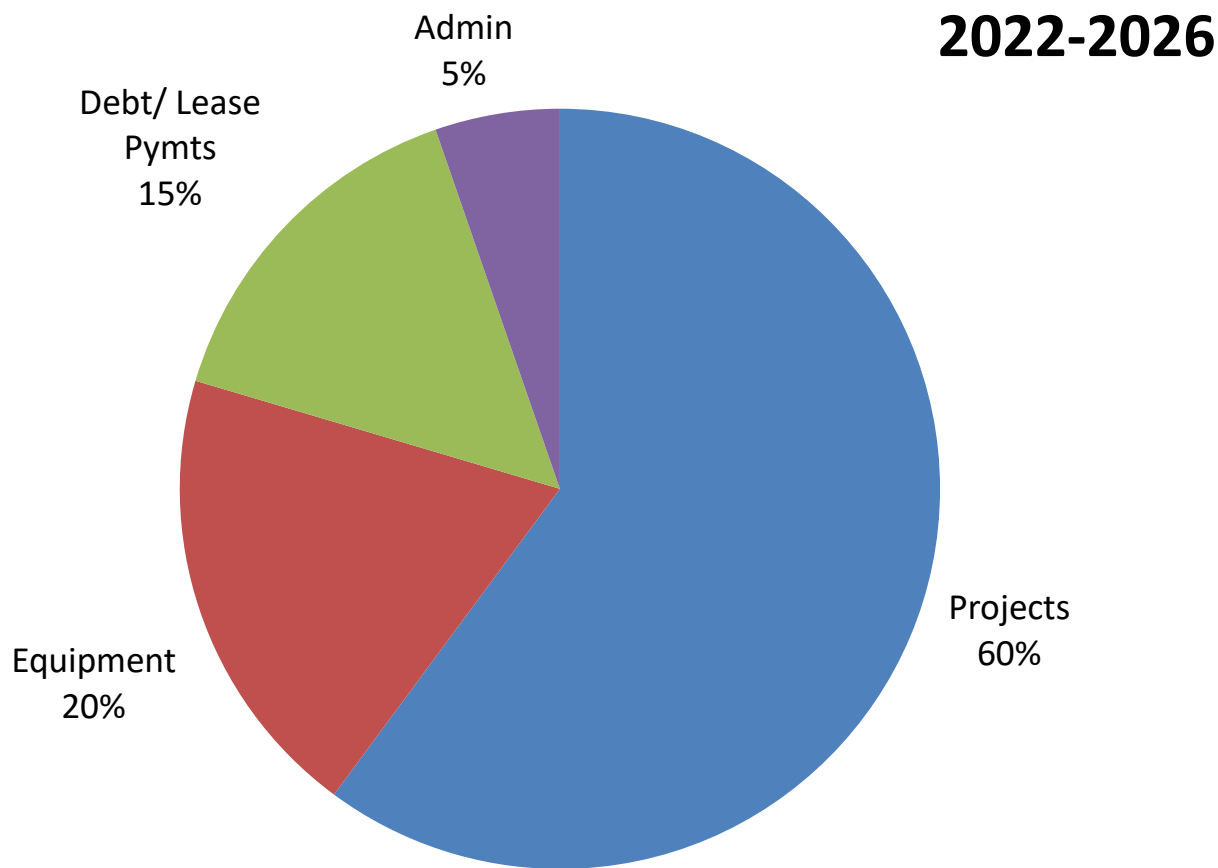
CIP Revenue Sources

CIP Fund - Other Revenue Sources





Expenditure Categories: CIP Fund

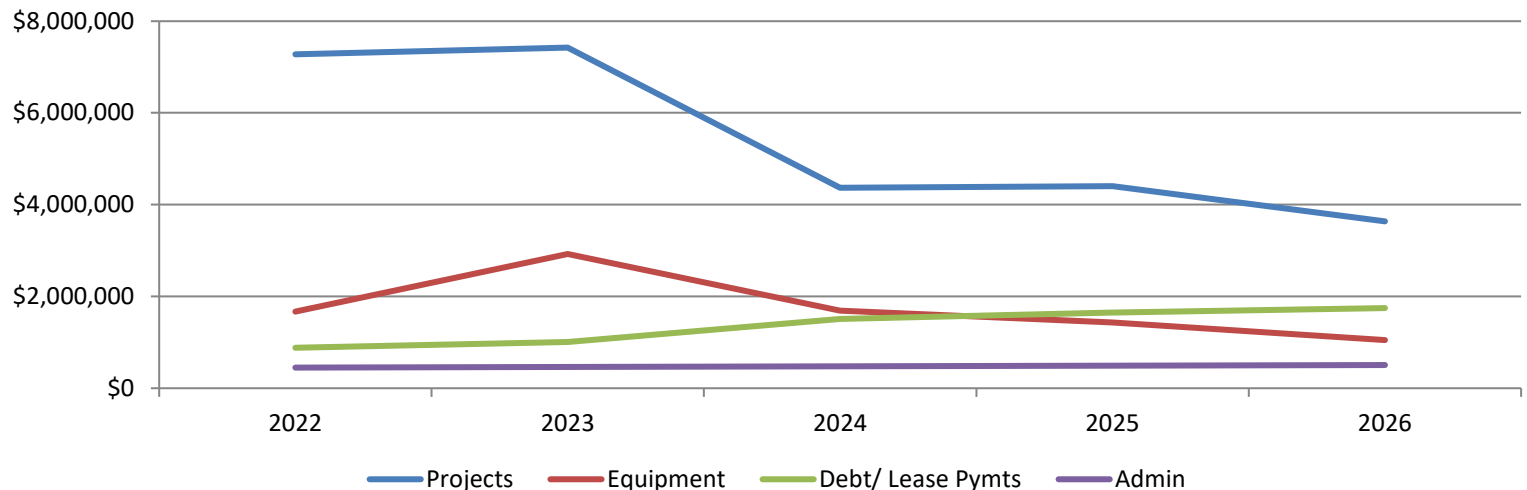




CIP Fund Expenditures

	<u>2022</u>	<u>2023</u>	<u>2024</u>	<u>2025</u>	<u>2026</u>
Projects	\$7,274,250	\$7,419,500	\$4,368,500	\$4,405,250	\$3,635,700
Equipment	\$1,672,700	\$2,925,200	\$1,692,600	\$1,431,500	\$1,048,000
Debt Service	\$884,130	\$1,010,793	\$1,512,441	\$1,653,521	\$1,748,478
Administration	\$450,000	\$464,000	\$478,000	\$492,000	\$507,000

CIP Fund Expenditures by Category



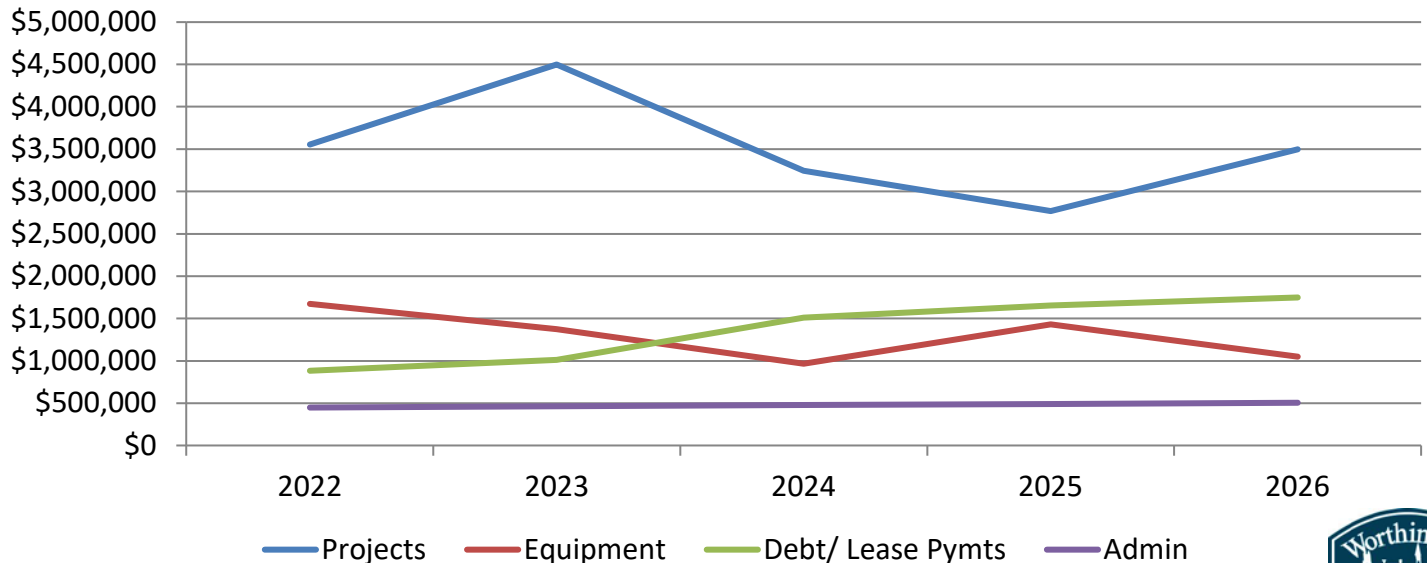


CIP Fund Expenditures

(excluding bonds)

	<u>2022</u>	<u>2023</u>	<u>2024</u>	<u>2025</u>	<u>2026</u>
Projects	\$3,553,250	\$4,496,500	\$3,243,500	\$2,770,000	\$3,499,000
Equipment	\$1,672,700	\$1,375,200	\$967,600	\$1,431,500	\$1,048,000
Debt Service	\$884,130	\$1,010,793	\$1,512,441	\$1,653,521	\$1,748,478
Administration	\$450,000	\$464,000	\$478,000	\$492,000	\$507,000

CIP Fund Expenditures by Category



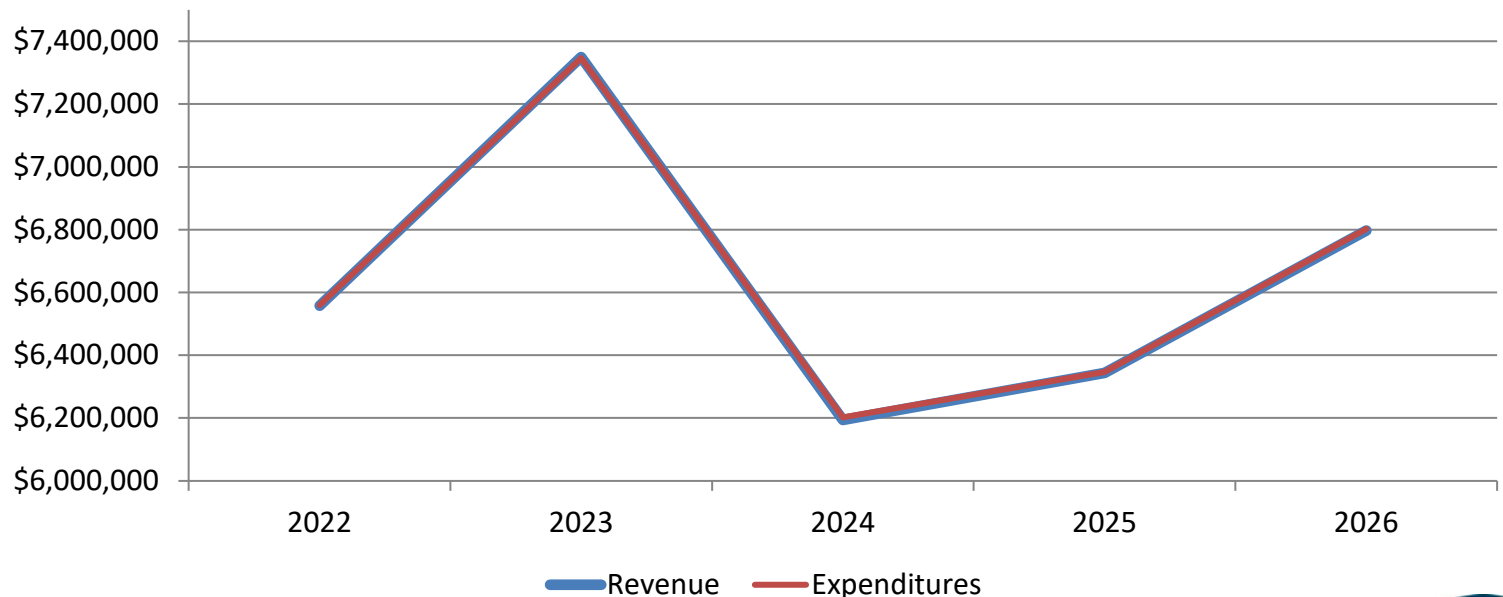


CIP Fund Revenue & Expenditures

(excluding bonds)

	<u>2022</u>	<u>2023</u>	<u>2024</u>	<u>2025</u>	<u>2026</u>
Revenue	\$6,558,206	\$7,349,211	\$6,193,779	\$6,343,498	\$6,796,961
Expenditures	\$6,560,080	\$7,346,493	\$6,201,541	\$6,347,021	\$6,802,478

CIP Fund Revenue & Expenditures



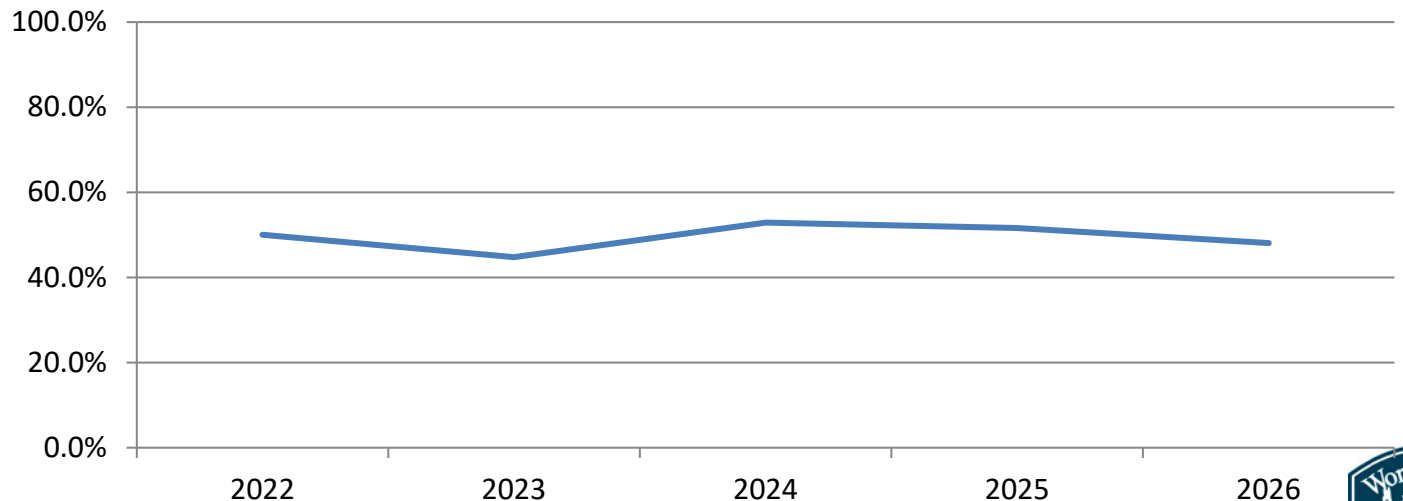


Five Year Forecast – CIP Fund

(excluding bonded revenue and expenditures)

	<u>2022</u>	<u>2023</u>	<u>2024</u>	<u>2025</u>	<u>2026</u>
Total Revenue	\$6,558,206	\$7,349,211	\$6,193,779	\$6,343,498	\$6,796,961
Total Expenditures	\$6,560,080	\$7,346,493	\$6,201,541	\$6,347,021	\$6,802,478
Fund Balance (FB)	\$6,560,080	\$7,346,493	\$6,201,541	\$6,347,021	\$6,802,478
FB as % of Expend.	50.1%	44.7%	52.9%	51.6%	48.1%

CIP Fund Balance as a Percent of Expenditures





City Council Priorities

Priorities Identified for 2021

Primarily associated with the operating budget

Wilson Bridge Road Corridor

McCord Park Improvements (2022)

Community Center investments

Wayfinding

Age Friendly

Primarily associated with the operating budget

Griswold & Community Center projects



City Council Priorities

McCord Park

Final Phase of Improvements (2022)

Updated Office Buildings

Incentive programs funded in Operating Budget

Energy Efficiency

HVAC Projects in City Buildings (2022-2024)

Incentive programs in Operating Budget (PACE/FACE)



City Council Priorities

Bike/Ped Implementation

Increases from \$100,000 to \$150,000 for 2022 & 2023

Increases to \$250,000 annually in 2024 – 2026

Olentangy Trail Maintenance (2025-2026)

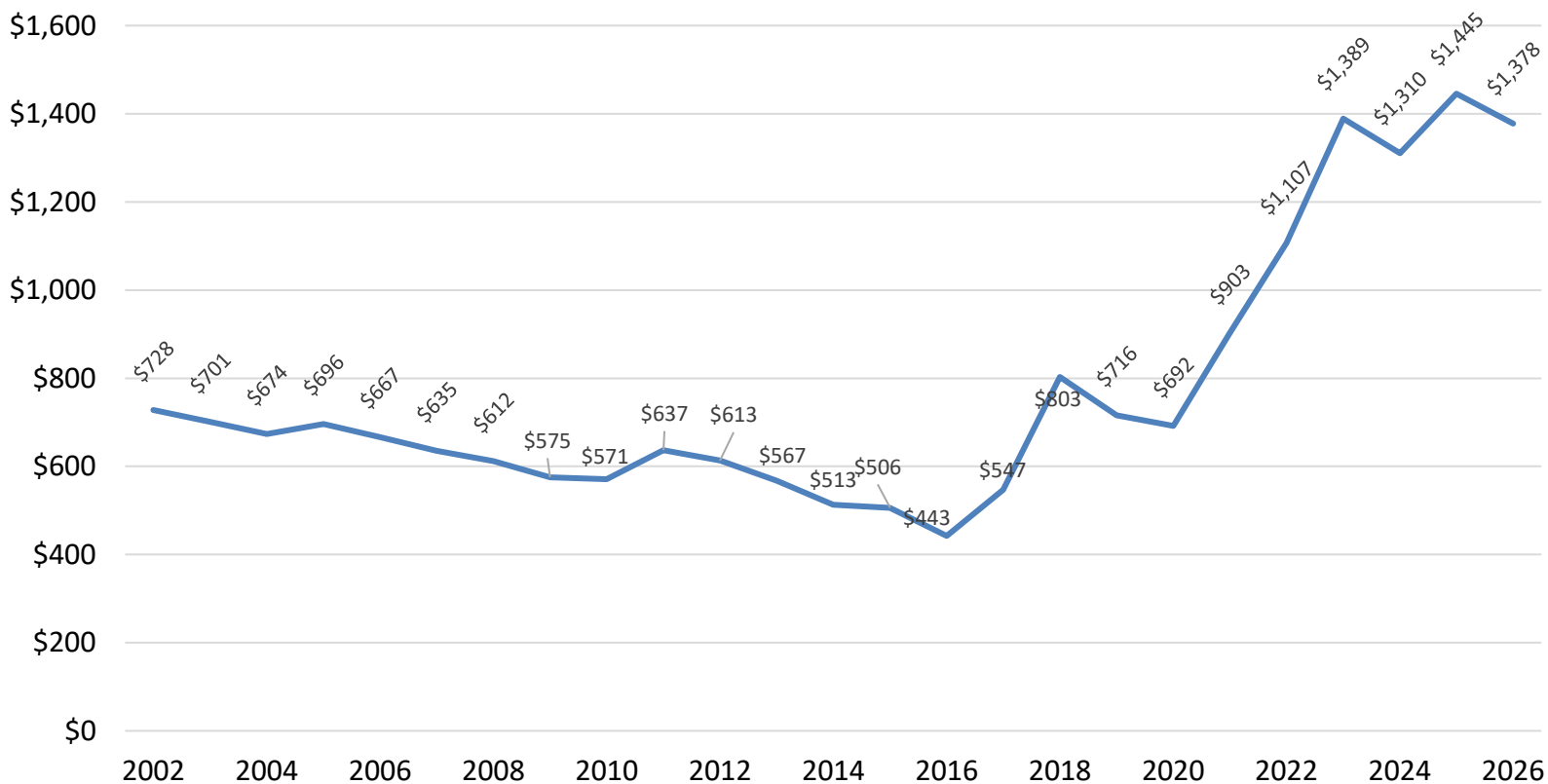
Electric Vehicle Charging

Operational in January 2020



Debt

Long Term Debt per Capita





Debt

Future Proposed Debt Issuance Projects/Equipment

Sanitary Sewer Repairs & Rehabilitation (2021)	\$1,000,000
Water Line: Colonial Ave. & Foster Ave. (2021)	\$1,550,000
Northbrook Relief Sewer Phase II (2022)	\$621,000
Sanitary Sewer Repairs & Rehabilitation (2022)	\$1,000,000
McCord Park Renovations	\$2,100,000
Kenyonbrook Sanitary Sewer (2023)	\$2,850,000
Fire Ladder Truck Replacement (2023)	\$1,550,000
Water Line: West Wilson Bridge (2024)	\$985,000
Fire Engine Replacement (2024)	\$725,000
Water Line: Indianola (2025)	\$1,848,250
Water Line: Meadoway Park & Park Blvd. Design (2026)	\$136,700



2022 Projects

Legal Mandates

Grit Pad Installation & Service Yard Imp.	\$50,000
Kenyonbrook Trunk Sewer (add'l design)	\$50,000
Northbrook Relief Sewer Phase II	\$621,000
Sanitary Sewer Repair & Rehabilitation	\$1,000,000



2022 Projects

Essential for Basic Services

Arterial Improvement: Huntley & Schrock	\$685,000
Building Improvement Program	\$200,000
Community Center Fitness Floor Painting	\$15,500
Fire Hydrant Replacement & Painting	\$25,000
HVAC in City Buildings – Phase I	\$725,000
Olentangy River Road Paving	\$60,000
Selby Bridge (design)	\$62,750
Street & Sidewalk Improvement Program	\$900,000
Traffic Signal Improvement Program	\$50,000
Water Line: Park Overlook Drive (design)	\$103,000



2022 Projects

Improvements to Basic Service

Community Center Lobby Design	\$25,000
McCord Park Renovations	\$2,100,000
Park Facility and Amenity Replacements	\$25,000
Perry Park Playground	\$280,000
Pickleball Court Repainting	\$17,000
Selby Park Renovations Design	\$50,000



2022 Projects

Enhancement/Discretionary

Bike & Pedestrian Improvements	\$150,000
Community Wayfinding	\$30,000
Streetscape Improvements – High & North	\$50,000



2022 Equipment

Administration/Information Technology

Computer Replacement	\$42,000
Municipal Building Furniture Replacement	\$25,000
Payroll & Accounting Software	\$220,000
Server & Network	\$160,000



2022 Equipment

Fire & EMS

Fire Hose	\$12,500
Fire Initial Issue	\$18,000
Firefighter Protection Equipment	\$50,000
Medic Vehicle	\$300,000
Physical Fitness Equipment	\$17,000
Small Equipment Replacement	\$10,000
SUV (C102)	\$52,000



2022 Equipment

Parks & Recreation

Community Center Cooling Tower	\$50,500
Community Center Fitness Equipment	\$106,500
Community Center Pool Car	\$35,000
Park Drinking Fountains	\$12,500
Parks Wide Area Mower	\$114,000
Small Equipment Replacement	\$15,000
Sod Cutter	\$5,300
Turf Mowers	\$16,000



2022 Equipment

Planning & Building

Copier Replacement

\$12,500

Training Room Furniture

\$25,000



2022 Equipment

Police

Mobile Data Terminals	\$26,000
Police Chemical Suits	\$15,000
Police Cruisers	\$152,500
Police Initial Issue Equipment	\$40,000



2022 Equipment

Service & Engineering

¾ Ton Pickup truck	\$60,000
Copier Replacement	\$12,500
Hot Plastic Applicator	\$17,000
Message Board	\$18,900
Small Equipment Replacement	\$10,000



Uncertainties

Future Income Tax Collections

- Will current net profit trends be sustained?
- How will work from home impact income tax collections?



Request for Additional Funding

After the Proposed CIP was prepared, the following request was received from the Bicycle & Pedestrian Advisory Board:

*Due to City Council's acceptance of the Bike and Pedestrian Master Plan, unanimous acceptance of the Visioning recommendations, and the Resolution supporting the Age Friendly Initiative, the Bicycle and Pedestrian Advisory Board recommends City Council **allocate \$200,000 annually in addition to the current annual bike and pedestrian project allocation in the Capital Improvements Program to fund a sidewalk gap filling program which would be fully funded by the city to expedite the connection of sidewalk gaps around the city.***



Request for Additional Funding

Potential options

- Designate the already included increase in annual funding for sidewalk gaps
- Re-allocate the existing annual funding for sidewalk gaps and consider projects being scoped by Toole for individual allocations in future CIPs
- Reduce or delete items in Proposed CIP to re-allocate the funding to sidewalk gaps
- Transfer money from the General Fund into the CIP
- Provide funding for a pilot program to fill in gaps in a few locations to gauge the success and challenges of the initiative
- Evaluate after Toole work is completed in light of more information about funding needs for bike and pedestrian improvements



Summary

More financial resources are projected to be available

Even so, demands for investment remain high, resulting in the use of more debt

The additional debt may constrain future capital investment until existing debt begins to drop off

Many project & equipment purchases planned, resulting in much needed reinvestment in infrastructure

Propose Operating Budget includes consulting funds to help us implement the CIP